

Survey of the follow-up of children following Grommet insertion

2004

A survey regarding the follow-up of children following grommet insertion was carried out in January - February 2004. The purpose of the study was to learn from parents whether it is more acceptable to have their child reviewed by the ENT team, the GP or the Audiologist (Hearing tester) following grommet insertion.

The questionnaire was sent to the parents of all children aged 4-16 years of age who had grommets inserted between 2000 and 2003. A pilot of 20 patients was carried out to ensure the quality of the survey methodology. In total 230 questionnaires were sent out (including the pilot) and 104 questionnaires were returned, giving a response rate of 45%.

Respondents were asked to provide their views on various parts of the service offered. Demographic questions such as gender and age were asked, as well as travelling times/means to hospital and GP. The results are summarised below.

Gender:

Male:	64%	Female:	36%
-------	-----	---------	-----

Age:

Less than 4:	5%	4 to 7 years:	56%
8 to 11 years:	30%	12 to 15 years:	9%

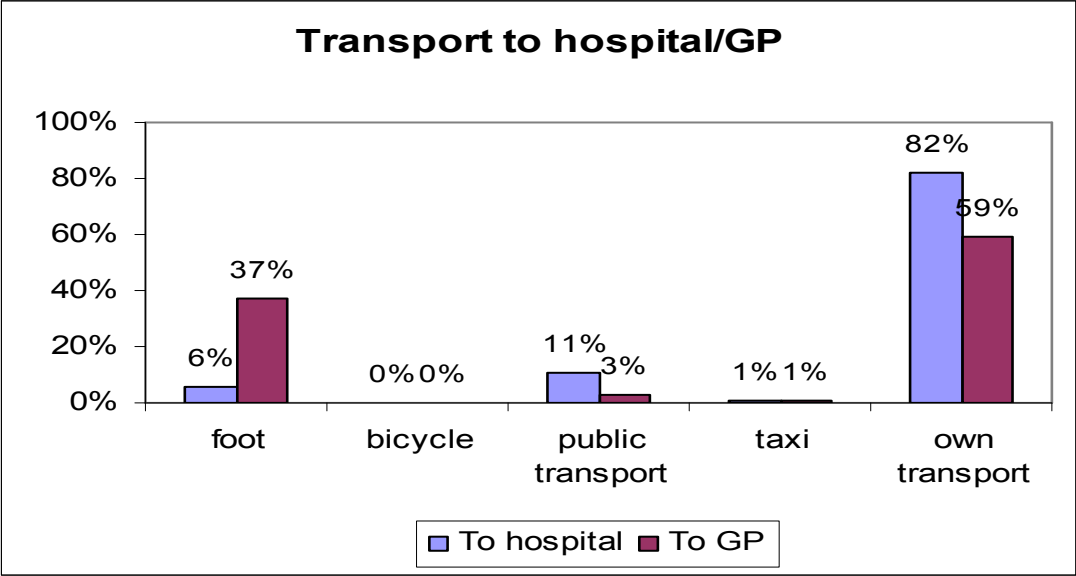
Number of visits to the clinic:

1 – 2 visits:	29%	3 – 4 visits:	40%
5 – 6 visits:	21%	More than 6 visits:	10%

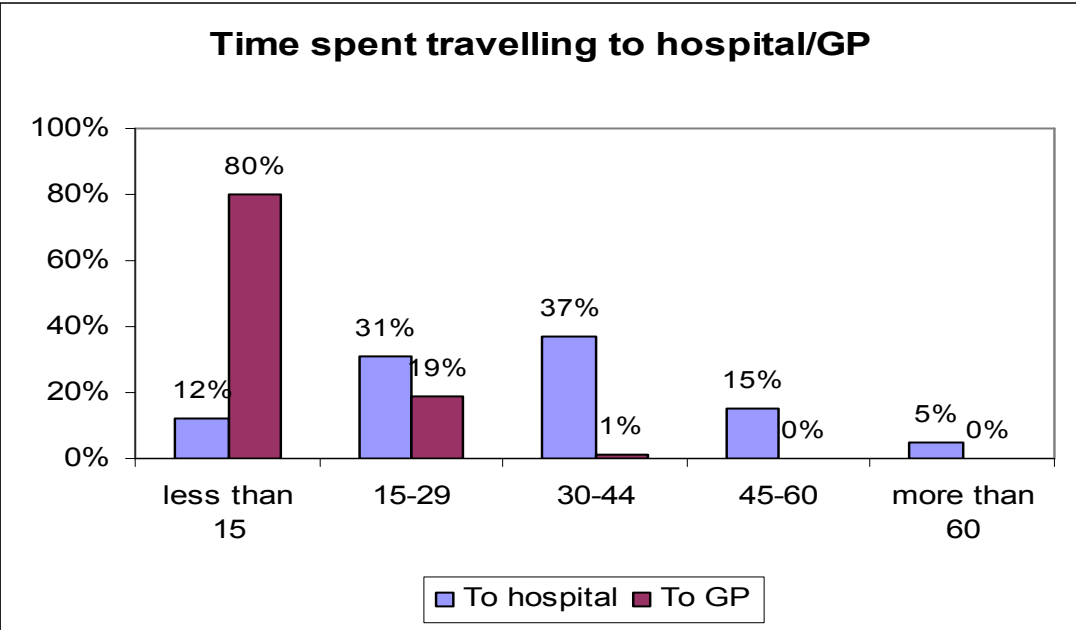
Respondents were asked who they would prefer looking after their child's ears in the future having now been through the procedure:

Consultant and Hearing Tester:	79%
Family Doctor:	7%
Hearing Tester:	4%
No preference:	10%

Graphs 1 and 2 below show the way in which respondents travel to the hospital and their GP, and the time it takes them to travel.



Graph 1



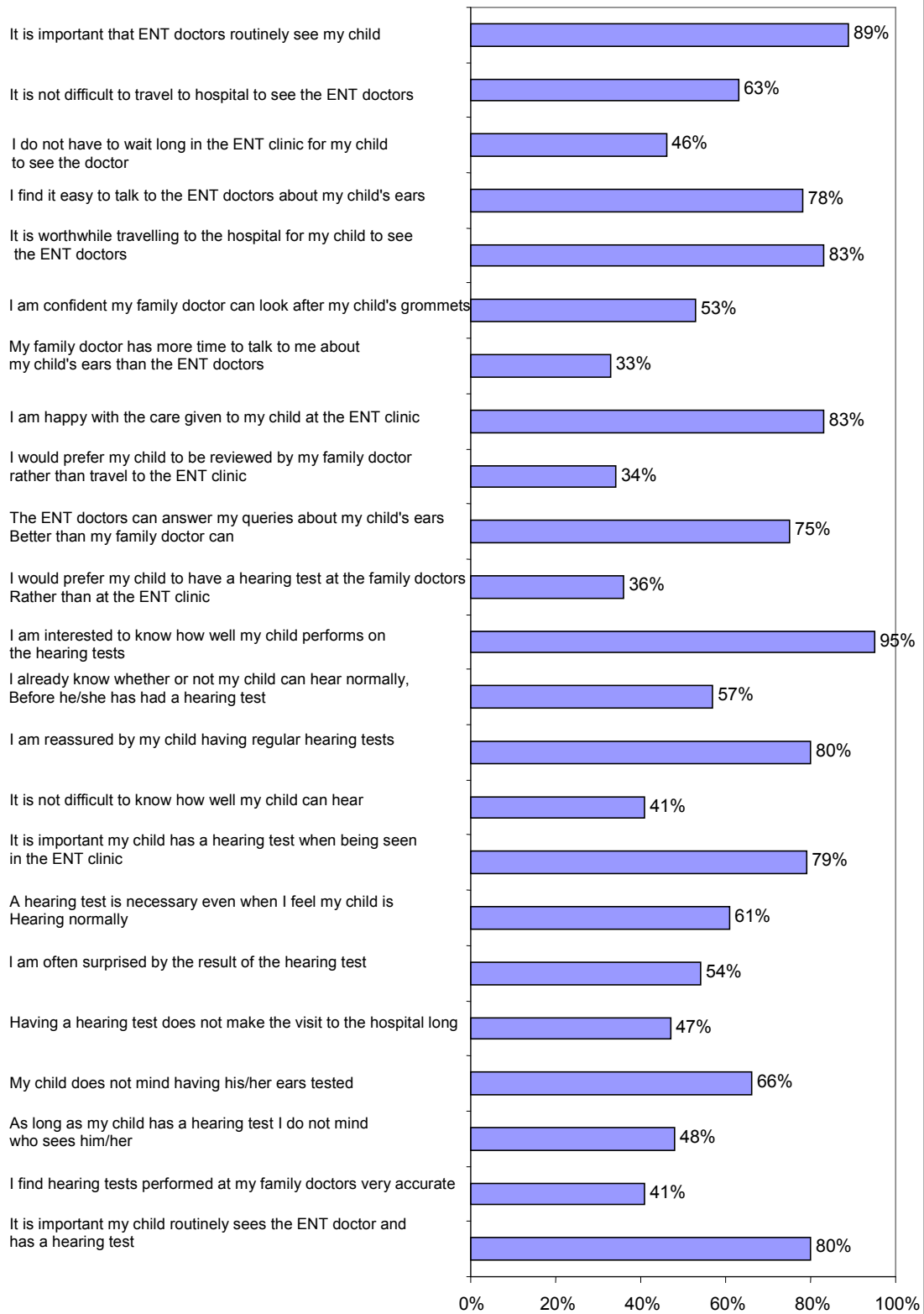
Graph 2

Respondents were asked questions about a variety of issues relating to looking after their children’s ears. Table 1 below gives an overview of how respondents felt about these. This information has been transferred to graph 3, showing the overall attitudinal score to each question asked. Graph 4 shows the overall attitudinal score by percentage value.

Q No	Question	Strongly agree	Agree	Neither/ Nor	Disagree	Strongly Disagree
1	It is important that ENT doctors routinely see my child	60%	36%	2%	2%	0%
2	It is difficult to travel to hospital to see the ENT doctors	4%	10%	31%	42%	13%
3	I have to wait too long in the ENT clinic for my child to see the doctor	14%	28%	20%	33%	5%
4	I find it easy to talk to the ENT doctors about my child's ears	29%	61%	5%	6%	0%
5	It is worthwhile travelling to the hospital for my child to see the ENT doctors	41%	50%	7%	2%	0%
6	I am confident my family doctor can look after my child's grommets	10%	22%	44%	18%	6%
7	My family doctor has more time to talk to me about my child's ears than the ENT doctors	3%	2%	36%	44%	16%
8	I am happy with the care given to my child at the ENT clinic	41%	53%	2%	3%	1%
9	I would prefer my child to be reviewed by my family doctor rather than travel to the ENT clinic	2%	11%	25%	48%	14%
10	The ENT doctors can answer my queries about my child's ears better than my family doctor can	29%	42%	27%	2%	0%
11	I would prefer my child to have a hearing test at the family doctors rather than the ENT clinic	4%	14%	16%	52%	13%
12	I am interested to know how well my child performs on the hearing test	78%	22%	0%	0%	0%
13	I already know whether or not my child can hear normally, before he/she has had a hearing test	13%	32%	27%	27%	2%
14	I am reassured by my child having regular hearing tests	39%	51%	6%	4%	1%
15	It is difficult to know how well my child can hear	13%	43%	19%	21%	5%
16	It is important my child has a hearing test when being seen in the ENT clinic	36%	49%	13%	3%	0%
17	A hearing test is not necessary when I feel my child is hearing normally	3%	15%	23%	53%	6%
18	I am often surprised by the result of the hearing test	4%	30%	46%	19%	2%
19	Having a hearing test makes the visit to the hospital long	6%	21%	34%	34%	6%
20	My child does not like to have his/her ears tested	8%	9%	16%	45%	22%
21	As long as my child has a hearing test I do not mind who sees him/her	8%	38%	16%	28%	11%
22	I do not find hearing tests performed at my family doctors are very accurate	7%	30%	55%	6%	2%
23	It is important my child routinely sees the ENT doctor and has a hearing test	39%	46%	11%	3%	1%

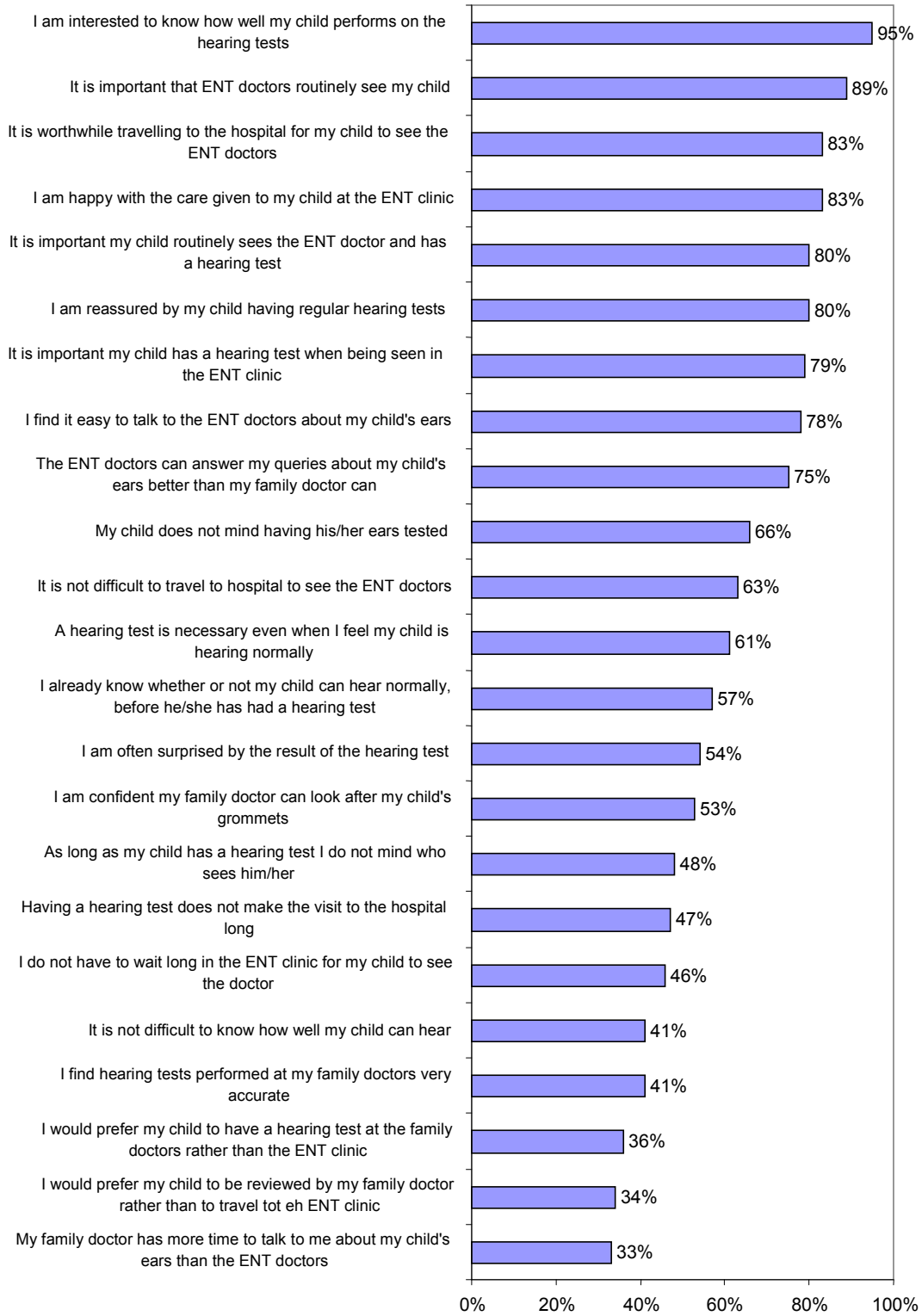
Table 1

Overall attitudinal score



Graph 3

Overall attitudinal score by percentage value



Graph 4